




AMERICAN JOURNAL OF ADVANCES IN NURSING RESEARCH



Journal homepage: www.mcmed.us/journal/ajanr

COMPREHENSIVE APPROACHES IN PEDIATRIC ONCOLOGY CARE: SUPPORT, TREATMENT, AND EMERGING TRENDS

Nirmala M*

Associate Professor, GRT College of Nursing, Tiruttani, Tamil Nadu, India.

Article Info

Received 25/12/2025

Revised 03/01/2026

Accepted 26/01/2026

Key word: Pediatric cancer treatment, psychosocial support, personalized medicine, cancer treatment.

ABSTRACT

There has been an increment in the past years in the care provided by pediatric oncology, which has provided better treatment regimens and an increase in survival rates of cancerous children. This is a holistic approach to pediatric oncology that considers treatment regimens, innovative approaches to treatment, diagnosis at an early stage, and the incorporation of psychosocial support of the families and patients. Chemotherapy, targeted therapy, immunotherapy, and surgery have transformed the treatment of pediatric cancers, and personalized medicine is becoming one of the trends. Multidisciplinary care team of oncologists, nurses, social workers, psychologists, and nutritionists, among others, will provide a holistic approach to the management of the disease, along with the physical, emotional, and psychological needs of the child and family. The special emphasis will be on the long-term survivorship, the treatment late effects, and the indefinite support of patients and their relatives after the treatment. Also, the future of pediatric oncology is in the emergent fields of genetic profiling, developments in immunotherapy, and minimally invasive surgeries. The future of children with cancer is bright despite the challenges because the further development of the pediatric oncology care is observed.

INTRODUCTION

Over the past few decades, pediatric oncology care has achieved tremendous success by enhancing the chances of survival and life quality of children with cancer by a large margin. Since the number of cancer survivors among childhood cancer victims has been on a steady increase, the theme has no longer been on elimination of malignancy but also on holistic care, which is based on not only the physical facet of the ailment but also the emotional, psychological, and social facet of a child and his/her family. [1]The cancer is not prevalent in children as it is in adults but all these aspects are unique and may pose a challenge in diagnosis, treatment, and long care.

Corresponding Author

Nirmala M

Pediatric cancers usually entail various biological behaviors and would require special treatment regimens that are sensitive to the needs of young patients. The multidisciplinary care team comprising of oncologists, nurses, psychologists, and social workers among other health care workers is very instrumental in handling the complications that come with the occurrence of childhood cancers. Management of pediatric malignancies involve surgery, chemotherapy, radiation, and recently, immunotherapy which has better precision on cancer cells and fewer side effects as compared to the conventional methods. Nevertheless, together with these therapies are the monitoring supportive care to limit the side effects of the treatments like nausea, vomiting, pain, and fatigue that may cause a child to not be able to withstand treatment and continue living with the same quality levels. In addition to the physical wellbeing, psychosocial support is vital to the child and the family



during the cancer process. The inclusion of emotional support, family counseling and participation of social workers play essential roles in empowering families to deal with the insurmountable emotional setup associated with a cancer diagnosis. Palliative care involved especially in terminal or advanced illness is aimed at alleviating the suffering, increasing the comfort and also improving the quality of life of the child and his family. The nurses in pediatric oncology are at the center stage of the care delivery as they provide constant monitoring of treatment, medication administration and also educate family members about treatments, side effects, and coping mechanisms. Moreover, new trends in the sphere of cancer in children, such as the development of immunotherapy, gene therapy, and precision medicine, are transforming the situation in cancer treatment, providing an opportunity to provide more specific and effective treatment with reduced side effects. The future of the care of pediatric oncology is more personalized and less invasive with regards to less invasive procedures and more effective means of treatment of childhood cancers as these innovations keep on improving. This holistic strategy makes sure that the children fight cancer, but at the same time, they receive the support and care they need to ensure that both their physical wellbeing and emotional strength are the best that it can be, and they have the best possible results in the course of their treatment[2–5].

The Overview of the Childhood Cancers

Though not very prevalent as compared to adult cancers, childhood cancers rank among the major causes of disease among children and adolescents across the world. They differ with the adult cancers in their biological behavior, presentation and treatment response. The child cancers are most commonly leukemia, brain and central nervous system (CNS) tumor, neuroblastoma, Wilms tumor, and lymphoma. The most common one is leukemia, particularly acute lymphoblastic leukemia, which is called ALL, and takes approximately a quarter of all pediatric cancer cases[6–8]. It starts in the blood and bone marrow and although there have been great improvements in the treatment which have resulted to

better survival rates, the condition has been a challenge especially in relapse and long term side effects of the treatment. The second most common ones are the brain and CNS tumors which present special challenges given their location and influence cognitive, motor and sensory functions. Such tumors can only be treated with surgery, radiation and chemotherapy, and the survivors may develop neurological and developmental problems in the long term. The other important childhood cancer is neuroblastoma that affects infants and is formed in nerve tissue. It normally occurs in the abdomen, but may also be experienced in other parts of the body. Neuroblastoma is challenging to treat, as recurrence is observed even with the aggressive treatment solutions, such as surgery and chemotherapy. The prognosis of Wilms tumor, a kidney cancer in young children, is favorable when it is detected at an early stage and treated either by use of surgery and chemotherapy with or without radiation in some circumstances. Lymphomas are lymphatic system cancer such as non-Hodgkin Lymphoma and Hodgkin Lymphoma and differ in their presentation among different age groups. Hodgkin lymphoma is predominant among adolescents with non-Hodgkin lymphoma being more common amongst children of a wide age group. They are both fairly treatable, using chemotherapy and, in some instances, radiation. Childhood cancers are mostly not well understood in terms of causes, although genetic factors, prenatal exposures, and environmental influences could be contributing factors. Childhood cancers are not usually preventable unlike adult cancers that are usually related to lifestyle, including smoking or diet. Childhood cancers have a much higher survival rate and five year survival rate is almost 80 due to the increased rates of early detection, treatment regimens and supportive care. Nevertheless, the therapies themselves are associated with chronic effects, such as developmental delay, organ failure, and secondary cancer, which means that a patient needs continuous care and attention. Regardless of the improvement, the emotional, physical, and psychological impact on the children and their families continues to be significant and long-term assistance should be offered during the cancer experience and after [9–11].

Table 1: Common Pediatric Malignancies and Their Treatments

Cancer Type	Prevalence (%)	Primary Treatment Modalities	Notable Challenges
Acute Lymphoblastic Leukemia (ALL)	25%	Chemotherapy, Stem Cell Transplants, Immunotherapy	Risk of relapse, long-term side effects from treatment
Brain and CNS Tumors	20%	Surgery, Radiation Therapy, Chemotherapy	Risk of neurological and cognitive issues in survivors
Neuroblastoma	7%	Surgery, Chemotherapy, Stem Cell Transplants	High recurrence rate
Wilms Tumor	5%	Surgery, Chemotherapy, Radiation Therapy	Favorable prognosis with early detection



Lymphomas (Hodgkin & Non-Hodgkin)	15%	Chemotherapy, Radiation Therapy, Immunotherapy	Variability in age of onset and type of lymphoma
-----------------------------------	-----	--	--

Table 2: Popular Childhood Cancers and Their Treatment Approaches

Cancer Type	Prevalence (%)	Common Treatment Modalities	Key Challenges and Considerations
Leukemia (Acute Lymphoblastic Leukemia - ALL)	25%	Chemotherapy, Stem Cell Transplants, Targeted Therapies	Risk of relapse, long-term side effects from treatment
Brain and CNS Tumors	Varies	Surgery, Radiation Therapy, Chemotherapy	Impact on cognitive and motor functions, neurological risks
Neuroblastoma	Varies	Surgery, Chemotherapy, Radiation, Stem Cell Transplants	High recurrence rate, challenging to treat
Wilms Tumor	<5%	Surgery, Chemotherapy, Radiation	High cure rate with early detection, requires multi-step treatment
Lymphomas (Hodgkin and Non-Hodgkin)	15%	Chemotherapy, Radiation Therapy, Immunotherapy	Non-Hodgkin lymphoma may require more aggressive treatments
Rhabdomyosarcoma	Rare	Surgery, Chemotherapy, Radiation	Requires specialized treatment approach
Osteosarcoma	Rare	Surgery, Chemotherapy	Treatment can be intensive, often involving limb salvage or amputation
Retinoblastoma	Rare	Surgery, Chemotherapy, Radiation	Early detection is key to preserving vision and survival

Table 3: Psychosocial Support in Pediatric Oncology

Component of Psychosocial Support	Key Interventions	Impact on Children and Families
Emotional and Psychological Support	- Individual and group counseling- Play therapy- Therapeutic activities- Art and music therapy	- Helps children express emotions and cope with fears- Provides relief from anxiety, depression, and stress- Enhances emotional resilience
Child Life Specialists	- Age-appropriate explanation of diagnosis and treatment- Play therapy and therapeutic activities- Education on coping mechanisms	- Reduces feelings of isolation- Improves understanding of the treatment process- Promotes a sense of control and empowerment
Family Counseling	- Therapy for parents and siblings- Communication strategies for families- Support for decision-making and caregiving responsibilities	- Improves family dynamics- Helps parents cope with stress and guilt- Assists siblings in managing their feelings and role adjustments
Practical Support	- Financial aid counseling- Navigating healthcare systems- Access to community resources	- Alleviates financial stress- Ensures access to necessary services- Reduces burden on the family during treatment
School and Social Support	- School reentry programs- Tutoring services- Social work and educational support	- Maintains educational progress during treatment- Reduces social isolation- Encourages normalcy and routine in the child's life



Survivorship Support	- Post-treatment mental health counseling- Body image and self-esteem counseling- Continued support groups	- Helps children adjust to life after cancer treatment- Addresses long-term psychological challenges such as PTSD and anxiety- Improves overall well-being and resilience
----------------------	--	---

Figure 1: Comprehensive Supportive Care for Children with Cancer: Enhancing Quality of Life




Figure2: Pediatric Cancer Treatment Modalities: Approaches to Fight Childhood Cancer

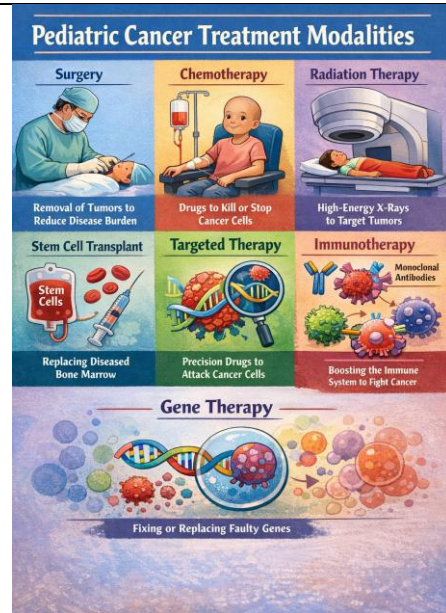


Figure3: Emotional Support in Pediatric Cancer Care: Empowering Children and Families



Significance of Supportive Care

The supportive care is an important part of the treatment plan of children with cancer since it involves the management of symptoms, side effects, and complications of the disease and its treatment interventions. Although the main aim of treating cancer is to eliminate the malignancy, supportive care provides the children with the best quality life that is possible during the entire treatment process[12–14]. The effects of the cancer treatment, including chemotherapy, radiation and surgery may be serious like pain, fatigue, nausea, vomiting, immune suppression and dysfunction of the organs. The supportive care is expected to mitigate those symptoms, reduce the number of complications, and enhance the overall well-being, so it is part of pediatric oncology. An example of this is pain management which is critical in ensuring comfort since children undergoing cancer treatment usually complain of pain with different levels due to the cancer itself or the side effects of chemotherapy. Treatment of nausea and vomiting induced by chemotherapy is also critical part of the supportive care since it may greatly affect the capacity of the child to be well-nourished and hydrated, which is the key to recovery and development. Also, supportive care deals with emotional and psychological support to the cancer

experience. Children affected by pediatric cancer find the diagnosis difficult, both emotionally and psychologically, to the child and his or her family. Mental illness care and counseling/therapy are means to assist the child to overcome the emotional impact of cancer like anxiety, fear, and depression. It is also essential to provide family counseling because the parents and siblings should be supported to learn about the disease, how to cope with their emotional reactions, and how to overcome the caregiving difficulties. The other essential part of supportive care is infection and immune suppression. The treatments of cancer tend to weaken the immune system exposing children to infections which might complicate the treatment and slow recovery. Preventive strategies including vaccination, high hygiene standards, and antibiotics are crucial to the reduction of the risk of infections. There is also supportive care, which entails the nutrition care since cancer and its treatment may cause loss of appetite, reduced weight and malnutrition. A nutritionist may collaborate with the medical staff to come up with specific nutrition programs that are child-focused, and that will help sustain the child and ensure recovery. Besides the physical care, supportive care also goes further to advising and social support where children are able to proceed with their education and social lives



during the treatment. Since the up-and-coming treatments, such as immunotherapy and gene therapy, still define the care of cancer patients in pediatrics, the role of supportive care will only continue to have an essential place in supporting the holistic needs of the patients with cancer, as they need to be not only provided with life-saving interventions but also with the emotional, physical, and social support that would sustain their well-being in the long-term perspective[15–17].

Popular Childhood Cancer

Pediatric malignancies are varied and comprise a variety of malignancies that affect adolescents and children. These are leukemia, brain tumors, neuroblastoma, Wilms tumor and lymphomas and they are the most common ones. The most common childhood cancer is leukemia, especially acute lymphoblastic leukemia (ALL) which is found in about 25 percent of all cancer diagnoses in children[18,19]. It starts in the blood and bone marrow and although it is one of the most curable types of cancer, it has its weakness in relapsing and side effects of its treatment. Current decades have seen a great improvement in the survival rates of ALL, owing to the development of chemotherapy regimens, as well as targeted therapies. The second cancer that is widespread among children and has its own peculiarities is brain tumors that are located in the central nervous system and influence it. Brain and spinal cord tumors may impair the child cognitive and motor functions thus necessitating multifaceted treatment which may involve surgery, radiations and chemotherapy. The prognosis and treatment strategy are very different in relation to the type of tumor and their location, and the age of the child. Neuroblastoma is a disease that develops as a result of nerve tissue and it is most commonly observed among infants and young children. Its common location is on the adrenal glands although it may also be found on other body parts. The recurrence of neuroblastoma is so high and thus it is one of the most difficult cancers to cure. Treatment usually entails surgery, chemotherapy, radiation, and transplantation of stem cells but even with rigorous treatment; some subtypes still have high rates of relapse. Wilms tumor is a kidney cancer that normally affects children below the age of 5. It is among the most curable childhood disorders, and the survival rate of an early diagnosis and treatment is over 90 percent. This is usually treated surgically and then administered chemotherapy and in some instances, radiation is added. Cancer of the lymphatic system is known as lymphoma (lymphomas) and one of the most prevalent cancers in teenagers is lymphoma (lymphocyte). Hodgkin lymphoma is a disease that is common among the older children and adolescents and is very easily treated using chemotherapy and radiations. Non-Hodgkin lymphoma is another type

of non-Hodgkin lymphoma, but this one can develop at any age in childhood, and it is virulent, and it may be necessary to use chemotherapy, radiation and immunotherapy. Other rare childhood cancers are rhabdomyosarcoma, osteosarcoma, and retinoblastoma all of which demand a special treatment method. Although the aforementioned malignancies are different, the management of pediatric cancers generally entails multidisciplinary approach that incorporates surgery, chemotherapy, radiation and most importantly, targeted therapies, including immunotherapy. Improvement in early diagnosis, improved treatment and supportive measures have greatly enhanced the survival rates with the five-year survival rate of pediatric cancers close to 80%. Nonetheless, there are still obstacles, such as the side effects of treatment in the long term and the necessity of constant follow-ups among the survivors[10,11,20].

Treatment Modalities

The different forms of treatment of cancers in children are varied and depend on the type, stage, and location of the cancer, age of the child and his general health. Surgery, chemotherapy, radiation therapy, transplantation of stem cells, and especially targeted therapies, including immunotherapy and gene therapy are the main types of treatment[21,22]. The initial option of treatment mostly is surgery especially in localized tumors. It entails the excision of the tumor or as much of it as can be excised so as to alleviate the burden of disease. Surgery can be subsequent to chemotherapy or radiation in order to remove the residual cancer cells in a few instances. Another foundation of cancer treatment in children is chemotherapy or using drugs that either kill or prevent the growth of cancer cells. It may be used prior to surgery (neoadjuvant therapy) to reduce tumor size, post-surgery (adjuvant therapy) to eliminate cancerous cells left after surgery or as the initial therapy of cancers such as leukemia and lymphoma. The chemotherapy is specific to rapidly dividing cells, but involves healthy cells thus causing side effects like nausea, fatigue and weakening of the immune system. Radiation therapy, which employs rays of high energy to kill cancer cells or reduce tumor size, is commonly used together with surgery or chemotherapy particularly with brain tumors, the lymphoma, and certain solid tumors. Though successful, radiation is also risky especially among young kids as it may cause development delays, secondary cancers, and other related long-term effects. Bone marrow transplants or stem cell transplants are applied to the cancers such as leukemia and lymphoma. This is a procedure that entails the transplantation of destroyed or damaged bone marrow with healthy stem cells that can be used to restore the body capacity to generate blood cells. Stem cell transplants can be of two types, that is, similar to



autologous, the use of the own stem cells of a patient or allogenic transplants, which implies the use of stem cells of a donor. In more recent times there have been targeted therapies and immunotherapies that have brought a revolution in pediatric oncology. Targeted therapies involve attacking certain molecules in the growth and survival of cancer cells with high precision in order to target the cancer cells more effectively and also reduce side effects in comparison to conventional chemotherapy. Immunotherapy which utilizes the immune system of the body to combat cancer has proved highly promising in the management of cancers such as leukemia, neuroblastoma and melanoma. They are monoclonal antibodies, CAR T-cell therapy, and immune checkpoint inhibitors. These treatments are particularly valuable on the treatment of cancers which are hard to cure using conventional treatment. Another new modality, called gene therapy, is used to treat or replace damaged genes in the cancer cells, and has the possibility of providing more personalized treatment. Although these newer treatments are very promising, they are under investigation and their long-term outcomes and cost-effectiveness are yet to be discussed. All these treatment modalities are a multidisciplinary approach towards the management of childhood cancer, whereby the treatment is aimed at not only destroying the disease but also reducing side effects and enhancing the quality of life of young patients.[23–25]

One of the most promising and creative treatment modalities in pediatric oncology has been the emergence of Immun Immunotherapy which provides a new option of treating different forms of cancer using the immune system of the body to attack and destroy the cancer cells. Instead of attacking the cancer cells and normal cells randomly as in the case of other common cancer therapies such as chemotherapy and radiation, immunotherapy enhanced by stimulating the immune system to identify and destroy cancer cells thus causing minimum harm to the normal tissues.[26–28] This accuracy is what renders immunotherapy especially appealing to the pediatric cancers where the growth and development are a priority. Monoclonal antibodies, immune checkpoint inhibitors, cancer vaccines, and adoptive cell therapies, including CAR T-cell therapy, are some of the types of immunotherapies used in pediatric oncology. Monoclonal antibodies are an artificial component of the body that is manufactured in laboratories to attach to a particular antigen present on the surface of cancer cells, thereby distinguishing them to be destroyed by the immune system. The antibodies can as well be engineered to target the cancer cells and administer chemotherapy or radiations which brings in high efficacy in treating the cancer. Another innovative type of drugs is known as immune checkpoint inhibitors which act by

inhibiting the proteins that the cancer cells employ to escape detection by the immune system. The immune system will be able to identify and kill cancer cells much better by blocking these checkpoint pathways, including the PD-1/PD-L1 pathway. The application of immune checkpoint inhibitors has been found to be promising in cancers such as melanoma, non-small cell lung cancer, and even in a few cases of lymphoma and is currently in the preclinical stages of being used in pediatric cancers. Another type of immunotherapy is cancer vaccines that attempt to stimulate the immune system to combat cancer. Cancer vaccines as opposed to vaccines against infectious diseases are meant to provoke the formation of immune response against particular cancer related antigens. Although, in developing countries, vaccines against the common childhood cancers are under development, some viral vaccines against the virus-related causes of cancer, such as the human papillomavirus (HPV), have successfully been applied to prevent cancer, including cervical cancer. One of the most promising immunotherapy therapies is called CAR T-cell Therapy. This is done by altering the T cells (white blood cell) of a patient in such a way that they can express a receptor that helps them to identify and kill cancer cells more effectively. The altered T cells are then returned to the body of the patient whereby they can locate and kill cancer cells. CAR T-cell therapy has been a remarkable success in the treatment of the pediatric leukemia and lymphoma where some patients have been reported to have long term remission. Immunotherapy comes with its own set of challenges even though there is hope of more specific and effective treatments of cancer. There are a few side effects that might occur in some of the children, and they are immune-related, which includes inflammation or organ damage, and soft monitoring and treatment are needed. Moreover, immunotherapy does not apply to all forms of cancer and further research has to be done to know properly who will gain the most using these therapies. Nevertheless, the future of immunotherapies and their further evolution remains of crucial promise in making the prognosis of cancer children more promising, with a wider range of treatment options being more individual and less toxic.

Nausea and Vomiting

Nausea and vomiting is one of the most common and offensive side effects that children who go through cancer treatment particularly chemotherapy experience. All these symptoms are not only physically uncomfortable, but they can also significantly change the quality of life of a child as it interferes with the possibility of the child to eat, drink and proceed with the usual everyday activities. The body responds to the chemotherapy drugs which are supposed to kill the



cancerous that reproduce excessively and hence, cause nausea and vomiting since the drugs are supposed to kill cancer cells but also the normal cells in the gastrointestinal (GI) tract[29–31]. The GI tract receptors and vomiting center in the brain are stimulated by the chemotherapy drugs thereby triggering vomiting and nausea. It is also possible to have similar symptoms brought about by radiation therapy especially when it is done on the abdominal part. This degree of the nausea and vomiting is also dependent on the type of the chemotherapy program, the dosage and how the specific child reacts to the treatment. One such instance is that chemotherapy agents are classified into high, moderate or low emetogenic (with the potential of nausea and vomiting) and high doses of more emetogenic chemotherapy agents have a greater chance of causing serious side effects. In addition to the physical pain, the persistent nausea and vomiting can lead to dehydration, electrolyte imbalance, malnutrition, and weight loss that subsequently inhibit the process of recovery of the child after treatment. Therefore, supportive care is a valuable field of oncology in pediatrics that aims at the effective management of nausea and vomiting. The use of anti-nausea drug or also known as antiemetics has been the most used form of medication in the control of these symptoms. The drugs work by blocking the brain messages, which make people feel nauseated and vomit. Antiemetics can be of several different categories including serotonin antagonists (e.g. ondansetron), dopamine antagonists (e.g. metoclopramide), corticosteroids (e.g. dexamethasone) and NK1 receptor antagonists (e.g. aprepitant). The medications come in form of an oral or an intravenous delivery, according to the severity of the symptoms. The choice of antiemetic therapy depends on the chemotherapy to be used in the case, previous experiences that the child was experiencing nausea and vomiting and the overall health of the child. In some cases treatment may be needed through a mixture of drugs in order to provide effective alleviation. The non-pharmacologic measures may also be used in the management of nausea and vomiting to supplement the pharmacologic interventions. Some of the interventions that can be applicable in reducing the intensity of symptoms include acupressure, guided imagery, relaxation techniques, and bland small and frequent meals. Pain can also be reduced by giving a clean and favorable environment free of any strong smells and any other stimulant. There is also anticipatory antiemetic therapy whereby chemotherapy is done prior to the onset of nausea and vomiting instead of curing the situation once it has occurred. Despite the efficacy of such treatments, nausea and vomiting among pediatric oncology patients are quite difficult to manage, primarily due to the fact that each child will respond to the

medication and other initiatives in a dissimilar manner. The improvement of the efficacy of the antiemetic drugs and development of even more specific approaches to the symptoms management is also covered by the current studies, because the priority is to make the quality of life of the children receiving the treatment on the basis of cancer management more positive[32].

Psychosocial Support

Psychosocial support has been found to be an important part of the general care of cancer patients who are children in dealing with the emotional, psychological and social issues that appear during the diagnosis, treatment and survivorship stages. The diagnosis of cancer on both the child and his or her family is overwhelming and may have a great deal of fear, anxiety, sadness, and uncertainty about the future. Such emotional reactions can not only be an inevitable response to the illness but they may also be increased with the severity and the duration of cancer therapies.[33–35] Psychosocial support is meant to reduce these burdens with the use of mental health care, counseling and resources that enable children and their families to manage the emotional impact of cancer. In the case of children, cancer is a challenge not only to deal with the physical side of the disease and treatment but also to cope with isolation and disrupted schedules as well as uncertainty about the future. The psychosocial support would assist the children to get to know their diagnosis in age appropriate terms and give them a sense of control and also make them express themselves. The role of child life specialists in such a process includes the provision of therapeutic activities and play therapy, educational support to help children work with their emotions, and learn their treatment. Moreover, mental health workers such as psychologists and social workers offer individual and group counseling to assist children to work through their emotions, develop coping mechanisms and resilience. The effect of the diagnosis of cancer in a child spreads to the rest of the family, the parents, siblings and members of the extended family, as well as to the patient. The parents may feel highly stressed, anxious, and helpless when they display the demands of their child care and make tough choices concerning the treatment. Siblings can be neglected, frightened, or even confused about their responsibility to support their ill brother or sister and how to cope with their own feelings. Family counseling is another aspect of the psychosocial support, which enables parents and siblings to overcome their feelings and adapt to the new family reality, communicating efficiently and effectively. Besides the emotional psychological support, the practical side of life will also have to be covered, i.e., financial stress, how to navigate the healthcare systems, and what information can be offered on resources, in



particular, financial aid and support groups. Social workers play a critical role in helping such families to meet these practical needs through making sure that they can access the services and support they need. The psychosocial support can also be asked to be extended to the community where the children with cancer are likely to be disturbed in their learning process as well as in their social lives. School reentry programs and tutoring services serve to keep the children continue with their education throughout the treatment phase, and social workers and educators work together to reduce the social isolation that commonly goes hand in hand with cancer treatment. Over the long-term, the psychosocial support is essential to the cancer survivors, who can experience persistent emotional and mental stress, such as post-traumatic stress, anxiety, body image and self-esteem problems. Survivorship programs offer the continued mental health assistance that children and families may need to adapt to living beyond cancer treatment, finding resilience, and enhancing the well-being of the patient in the long term. Altogether, psychosocial support is a crucial component of pediatric oncology practice, as it is a critical factor that children and their families are provided with emotional, psychological, and social resources that are necessary to overcome the difficulties in cancer diagnosis, treatment, and survivorship[36–38].

Emotional Support

Emotional support is another central concept of pediatric cancer treatment and it aids the children and their family members to adjust to the psychological issues that comes with the diagnosis, treatment and the long-term consequences of cancer. The diagnosis of a child with cancer is a traumatizing situation that may cause a mix of strong emotions, such as fear, anxiety, sadness, and confusion. To the child, the emotional aspect of the invasive treatment, his physical condition, the uncertainty of what was yet to happen can be deafening. To parents and siblings, the emotional tax of seeing their child go through the illness, the fear of losing one, and the need to make the changes to the emotional and financial requirements of cancer treatment may be just as difficult. The emotional support is crucial in improving the children ability to work out their emotions, alleviate anxiety, and also have some sense of hope and normalcy throughout the treatment. Child life specialists usually play a major role in offering emotional support and their therapeutic methods may include play therapy, art therapy, music therapy and guided imagery in enabling the children to express their feelings and feel more in control of their condition. These experts provide a secure environment where children can share their concerns, clarify doubts, and learn about the process of treatment in a non-complicated manner to eliminate the feeling of being

confused and powerless. In the case of parents, emotional support consists in recognizing their emotional challenges and offering stress management techniques to make them overcome stress, anxiety, and isolation. Parents can also undergo counseling or support groups where they get to associate themselves with other parents going through the same problems, exchange experiences and get emotional empowerment. One of the other benefits that support groups provide is the possibility to get practical skills on how to care, how to navigate the healthcare system, and how to advocate the needs of their child. Emotional support is also important to siblings. They can be neglected, anxious or jealous of the attention that their ill brother or sister is getting or be unable to cope with fear of losing their sibling. Sibling support programs and family therapy assist siblings to cope with their feelings and continue to feel connected with their ailing sibling as well as their parents. This is with an aim of ensuring that the whole family unit is provided with the emotional care required to handle the shocks of childhood cancer. Emotional support can be further provided to the extended social network that may include close friends, extended family members, and healthcare providers, besides the immediate family. Social workers, nurses, and psychologists offer essential emotional support to families by reassuring the family, listening, and assisting the family to tackle the problem of the psychological and emotional issue of cancer. Emotional support remains vital to children as they undergo treatment and transition to survivorship as it is needed to deal with the problems such as post-traumatic stress, anxiety, and the emotional impact of treatment side effects. There is need of long-term emotional support programs such as therapy and support groups which would enable survivors to adapt to post cancer life to achieve resilience and improve their emotional status. Providing emotional support is not only the ability to console in the bad times, but to provide coping mechanisms, emotional resilience, and encourage children and families to continue hopeful during the cancer process and after.[35,39]

Family Counseling

Family counseling is crucial in the management of pediatric cancer and offers an opportunity to the parents, siblings, and the extended family to manage the grief and mental instability of the diagnosis and treatment of cancer in a child. A cancer diagnosis is not only to the child but it can also be a strain on the whole family and the impact it has on the family dynamics, communication and coping mechanisms can be overwhelming. Parents have to face such overwhelming feelings like fear, guilt, helplessness, and anxiety about the well-being of their child, and also make hard choices concerning treatment options, hospitalization, and the daily needs of the child to



be taken care of. These stresses are often compounded in most instances by financial strain, work schedule alterations and logistical complications connected with treatment programs[40–42]. Family counseling helps to offer a secure and comfortable environment that enables parents to work through these feelings, learn about coping techniques and have advice on how to balance the entire caregiving experience and still maintain their own well-being. In the case of siblings, the diagnosis of cancer can be a source of emotional disturbance as well because the siblings may feel neglected, jealous of the attention their ill sibling is getting, or anxious about the well-being of the sick sibling and the impending death. They can also find it challenging to understand what is cancer and how it is going to impact their family. Family counseling assists the siblings to express themselves, make sense of the changes that occur in the family and get to appreciate their relationship with the sick child as well as their parents. An individual or family therapy can be used during counseling sessions, where the therapist is someone who is trained to help the family members communicate better, cope with their emotions and be able to feel normal in the chaos. It is also oriented to enhancing the problem-solving and resilience, providing the plans on how to cope with difficult conversations and stressful situations. Moreover, family counseling would also help in dealing with other wider problems that cancer causes to the family unit like role and responsibility changes. Parents can experience guilt on whether to take care of their ill child or attend the needs of other children, do the chores at home and work to earn a living. Family therapy assists families to restructure and re-focus their tasks so that every member will feel supported, heard and understood. The treatment of cancer usually goes through

significant family transformations and counseling can enable easier transitions as the families adapt to the changes. Moreover, family counseling offers a platform to speak about the post-cancer treatment outcomes because survivors and their families can still experience the problems of physical or emotional recovery. Family counseling is still helpful as a child advance with treatment and into survivorship to solve problems like post-traumatic stress, survivor guilt and reintegration into social and academic life. Overall, it can be concluded that family counseling constitutes an important part of the pediatric oncology service, as it provides the families with the means required to address the emotional load of cancer, reinforce their relationships, and facilitate the recovery of all its members.

CONCLUSION

In conclusion, pediatric oncology has made significant progress, improving survival rates and quality of life for children with cancer. Modern care emphasizes a holistic, multidisciplinary approach that addresses not only the disease but also the emotional and psychological needs of patients and their families. Advances in targeted therapy, immunotherapy, and precision medicine have enabled more effective and less toxic treatments. Supportive care and psychosocial support remain essential for enhancing treatment tolerance and well-being. Pediatric oncology nurses play a vital role in delivering care, monitoring treatment, and supporting families. Ongoing research and survivorship programs further strengthen long-term outcomes. Overall, the integration of advanced therapies with compassionate, patient-centered care continues to transform pediatric oncology, offering hope for better recovery and improved quality of life.

REFERENCES

1. Noyd, D. H., Izurieta-Pacheco, A. C., Mzikamanda, R., Nakiddu, N., An, D. T. T., Souvanlasy, B., et al. (2025). Childhood cancer survivorship care in limited resource settings: A narrative review and strategies to promote global health equity. *JCO Global Oncology*, *11*.
2. Alqahtani, A. M., Alshihri, Y. D., Alhumaid, A. E., Al Nafaie, M. M., & Alnaim, A. A. (2025). Advancements in minimally invasive techniques in pediatric dentistry: A review. *Cureus*, *17*.
3. Alshammari, A. H., Oshiro, T., Ungkulpasvich, U., Yamaguchi, J., Morishita, M., Khair, S. A., et al. (2025). Advancing veterinary oncology: Next-generation diagnostics for early cancer detection and clinical implementation. *Animals*, *15*, 389.
4. Goglia, M., Pavone, M., D'Andrea, V., De Simone, V., & Gallo, G. (2025). Minimally invasive rectal surgery: Current status and future perspectives in the era of digital surgery. *Journal of Clinical Medicine*, *14*, 1234.
5. Neagu, A.-N., Bruno, P. S., Josan, C.-L., Waterman, N., Morrissiey, H., Njoku, V. T., et al. (2025). In search of ideal solutions for cancer diagnosis: From conventional methods to protein biomarkers in liquid biopsy. *Proteomes*, *13*, 47.
6. Bender, C., Maese, L., Carter-Febres, M., & Verma, A. (2021). Clinical utility of pegaspargase in children, adolescents and young adult patients with acute lymphoblastic leukemia: A review. *Blood and Lymphatic Cancer: Targets and Therapy*, *11*, 25–40.
7. Lee, S. H. R., Li, Z., Tai, S. T., Oh, B. L. Z., & Yeoh, A. E. J. (2021). Genetic alterations in childhood acute lymphoblastic leukemia: Interactions with clinical features and treatment response. *Cancers*, *13*, 4068.
8. Mitur-Lesiuk, M., Dubaj, M., Raniewicz, M., Bigosiński, K., & Dembowska-Kupień, A. (2025). Review of



- paraneoplastic syndromes in children with malignancy. *Medical Science Monitor*, 31.
9. Jędraszek, K., Malczewska, M., Parysek-Wójcik, K., & Lejman, M. (2022). Resistance mechanisms in pediatric B-cell acute lymphoblastic leukemia. *International Journal of Molecular Sciences*, 23, 3067.
 10. Malczewska, M., Kośmider, K., Bednarz, K., Ostapińska, K., Lejman, M., & Zawitkowska, J. (2022). Recent advances in treatment options for childhood acute lymphoblastic leukemia. *Cancers*, 14, 2021.
 11. Ivanov, A. V., Alecsa, M. S., Popescu, R., Starcea, M. I., Mocanu, A. M., Rusu, C., et al. (2023). Pediatric acute lymphoblastic leukemia emerging therapies—From pathway to target. *International Journal of Molecular Sciences*, 24, 4661.
 12. Kahn, J. M., Mauz-Korholz, C., Hernandez, T., Milgrom, S. A., & Castellino, S. M. (2024). Pediatric and adolescent Hodgkin lymphoma: Paving the way for standards of care and shared decision making. *American Society of Clinical Oncology Educational Book*, 44.
 13. Stepanishyna, Y., Meunier, F., & Bron, D. (2024). Survivorship after Hodgkin lymphoma and the right to be forgotten. *Current Opinion in Oncology*, 36, 360–368.
 14. Ayad, A., Khedr, R., Hamoda, A., Elnabarawy, N., Rifky, E., Diab, T., et al. (2024). Quality of life and late therapy effects in pediatric non-Hodgkin lymphoma survivors: Insights from a single-institution study. *Pediatric Blood & Cancer*, 71.
 15. De Felice, F., Malerba, S., Nardone, V., Salvestrini, V., Calomino, N., Testini, M., et al. (2025). Progress and challenges in integrating nutritional care into oncology practice: Results from a national survey on behalf of the NutriOnc Research Group. *Nutrients*, 17, 188.
 16. Peli, L., Inselvini, E., Cogliati, M., Finazzi, E., Gorio, C., Angeloni, A., et al. (2025). Telemedicine-based adapted physical activity programs for pediatric oncology patients in active oncological care: A feasibility study. *Frontiers in Oncology*, 15.
 17. Bertrand, É., Ross, A., Van den Heuvel, E., Wood, A. C., & Lovell, A. L. (2025). The nutritional impact of childhood cancer: Insights from a feasibility cohort study. *Nutrition and Cancer*, 78, 111–122.
 18. Tsaouli, G., Ferretti, E., Bellavia, D., Vacca, A., & Felli, M. P. (2019). Notch/CXCR4 partnership in acute lymphoblastic leukemia progression. *Journal of Immunology Research*, 2019, 1–11.
 19. Albu, C.-C., Bica, F., Nan, L., Bubulac, L., Bogdan-Andreescu, C. F., Șerbanică, I. V., et al. (2025). B-cell acute lymphoblastic leukemia in a child with Down syndrome and high-risk genomic lesions. *Current Issues in Molecular Biology*, 47.
 20. Park, J. A., & Cheung, N.-K. V. (2024). Immunotherapies for childhood cancer. *Cold Spring Harbor Perspectives in Medicine*, 15, a041574.
 21. Oršolić, N., & Jazvinščak Jembrek, M. (2024). Potential strategies for overcoming drug resistance pathways using propolis and its polyphenolic/flavonoid compounds in combination with chemotherapy and radiotherapy. *Nutrients*, 16, 3741.
 22. Kulbay, M., Tuli, N., Mazza, M., Jaffer, A., Juntipwong, S., Marcotte, E., et al. (2025). Oncolytic viruses and immunotherapy for the treatment of uveal melanoma and retinoblastoma: The current landscape and novel advances. *Biomedicines*, 13, 108.
 23. Zhang, S., Chen, W., Zhou, J., Liang, Q., Zhang, Y., Su, M., et al. (2025). The benefits and safety of monoclonal antibodies: Implications for cancer immunotherapy. *Journal of Inflammation Research*, 18, 4335–4357.
 24. Nardin, S., Ruffilli, B., Costantini, P., Mollace, R., Taglialatela, I., Pagnesi, M., et al. (2025). Navigating cardiotoxicity in immune checkpoint inhibitors: From diagnosis to long-term management. *Journal of Cardiovascular Development and Disease*, 12, 270.
 25. Mielcarska, S., Kot, A., Dawidowicz, M., Kula, A., Sobków, P., Kłaczka, D., et al. (2025). B7-H3 in cancer immunotherapy—Prospects and challenges: A review of the literature. *Cells*, 14, 1209.
 26. Shokoohi, M., Sedaghatshoar, S., Arian, H., Mokarami, M., Habibi, F., & Bamarinejad, F. (2025). Genetic advancements in breast cancer treatment: A review. *Discover Oncology*, 16.
 27. Rituraj, R., Pal, R. S., Wahlang, J., Pal, Y., Chaitanya, M., & Saxena, S. (2025). Precision oncology: Transforming cancer care through personalized medicine. *Medical Oncology*, 42.
 28. Nsereko, Y., Armstrong, A., Coburn, F., & Al Musaimi, O. (2025). Innovative peptide therapeutics in the pipeline: Transforming cancer detection and treatment. *International Journal of Molecular Sciences*, 26, 6815.
 29. Brianna, B., & Lee, S. H. (2023). Chemotherapy: How to reduce its adverse effects while maintaining the potency? *Medical Oncology*, 40, 88.
 30. Ganguly, S., Sasi, A., Nagaraju, S. K. K., & Bakhshi, S. (2024). Anti-emetics in children receiving chemotherapy for solid tumors and leukemia: Pharmacology and optimization of therapy for nausea and vomiting. *Pharmaceuticals*, 17,



616.

31. Katolkar, U. N., & Surana, S. J. (2024). Exploring the potential role of phytopharmaceuticals in alleviating toxicities of chemotherapeutic agents. *Current Pharmaceutical Biotechnology*, 25, 753–779.
32. Aapro, M., Scotté, F., Escobar, Y., Celio, L., Berman, R., Franceschetti, A., et al. (2021). Practice patterns for prevention of chemotherapy-induced nausea and vomiting and antiemetic guideline adherence based on real-world prescribing data. *The Oncologist*, 26, e1073–e1082.
33. Hasei, J., Ishida, H., Katayama, H., Maeda, N., Nagano, A., Ochi, M., et al. (2024). Utilizing the metaverse to provide innovative psychosocial support for pediatric, adolescent, and young adult patients with rare cancer. *Cancers*, 16, 2617.
34. Daruvala, R., Misra, R., Nair, B., Siddiqui, H., Banerji, U., Crabtree, V. M., et al. (2024). Delivering psychological and social support to children with cancer in India and their families: A position statement from the social and psychological taskforce of the Indian Childhood Cancer Initiative. *ecancermedicalscience*, 18.
35. Gentile, M., Ronconi, L., Romeo, M., De Vincenzo, C., Burattini, E., Rutigliano, C., et al. (2025). Psychological and psychosocial effects of cancer on young patients and survivors in Italy: A mixed-methods study on the challenges and meaning-making factors. *Diseases*, 13, 367.
36. Zeng, Z., Holtmaat, K., Jia, X., Burchell, G. L., Koole, S. L., & De Leeuw, I. M. V. (2025). Interpersonal emotion regulation and mental health among cancer survivors: A systematic review. *International Journal of Clinical and Health Psychology*, 25, 100592.
37. O'Donnell, N., Ellis, L., Morgan, J. E., Gregersen, P. A., Willard, V., Howell, D., et al. (2025). Psychosocial interventions to improve wellbeing in teenage and young adult post-treatment survivors of childhood cancer: A systematic review. *Psycho-Oncology*, 34.
38. Christou, A. I., Kalfadeli, G., Tsermentseli, S., & Bacopoulou, F. (2025). Neurocognitive and emotional outcomes in childhood cancer: A developmental perspective. *Current Oncology*, 32, 611.
39. Racine, N. M., Khu, M., Reynolds, K., Guilcher, G. M. T., & Schulte, F. S. M. (2018). Quality of life in pediatric cancer survivors: Contributions of parental distress and psychosocial family risk. *Current Oncology*, 25, 41–48.
40. Bookman, C. J., Nunes, J. C., Ngo, N. T., Twickler, N. K., Smith, T. S., Lekwauwa, R., et al. (2024). Novel CHATogether family-centered mental health care in the post-pandemic era: A pilot case and evaluation. *Child and Adolescent Psychiatry and Mental Health*, 18.
41. Carpenter, K., Revette, A. C., Scavotto, M., Mack, J. W., & Greenzang, K. A. (2024). “A very difficult conversation”: Challenges and opportunities for improvement in pediatric oncology clinician communication about late effects. *Pediatric Blood & Cancer*, 71.
42. Nimo, T. K. O. A., Akoto-Baako, H., Antiri, E. O., & Ansah, E. W. (2025). Coping strategies for climate change anxiety: A perspective on building resilience through psychological capital. *BMJ Mental Health*, 28, e301421.

